

STRUGGLING STREET PLAY

The decline in children's outdoor play observed

Johan Meire PhD
Kind & Samenleving (Childhood & Society
Research Center), Belgium



kind & samenleving

Het grote buitenspeelonderzoek

Buiten spelen in de buurt geobserveerd



kind & samenleving

OBSERVATIONS IN 7 NEIGHBOURHOODS

Observational research

In public space: children's own
neighbourhoods


2019

Het grote buitenspeelonderzoek

Buiten spelen in de buurt geobserveerd



2008



Buiten Spelen!

Van Gils Jan, Seghers Jan, Boen Filip, Meire Johan, Scheerder Jeroen, Vanderstede Wouter, Vaningelgem Francis, Servaas Wouter

In opdracht van de Vlaamse Overheid



2019

Het grote buitenspeelonderzoek

Buiten spelen in de buurt geobserveerd



1983

Same neighbourhoods

2008



2019

SPELEN
EN
SPELEN
IS
TWEE


Deel 1:
DE TEKSTEN



1984
N.D.O. Studiedienst

Nationale Dienst
voor Openluchtlevens v.z.w.
Spastraat 32
1040 BRUSSEL
Tel. 02/230.17.92

Een onderzoek naar de samenhang
tussen het speelgedrag van kinderen
en de -speelkwaliteiten- van de woon-
omgeving.



Buiten
Spelen!

Van Gils Jan, Seghers Jan, Boen Filip, Meire Johan, Scheerder Jeroen,
Vanderstede Wouter, Vaningelgem Francis, Servaas Wouter

In opdracht van de Vlaamse Overheid




Het grote buitenspeelonderzoek

Buiten spelen in de buurt geobserveerd



OBSERVATIONS IN 7 NEIGHBOURHOODS



OBSERVATIONS IN 7 NEIGHBOURHOODS

Observation unit = play group

Zone, number of children (by age and by gender), supervised/not, type of play, description of play

Over 1400 playing children (3-14 years old) observed

DECLINE IN OUTDOOR PLAY

2008

How it started



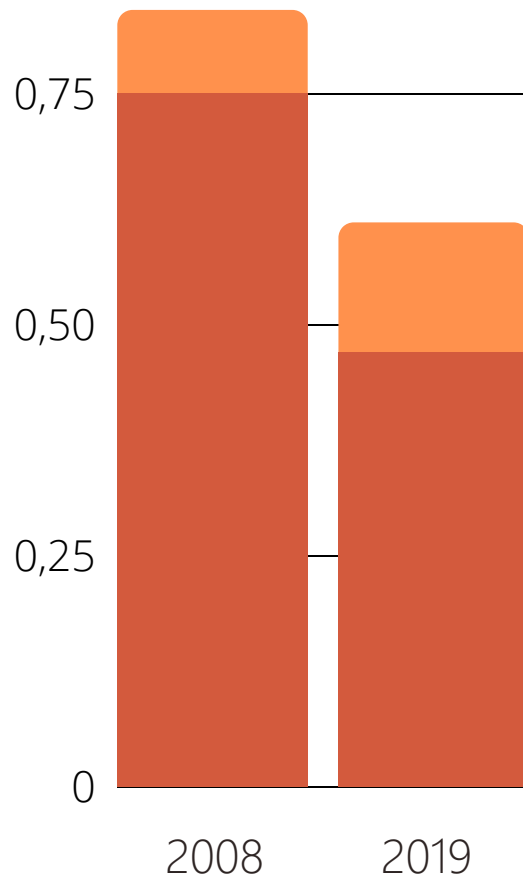
2019

How it's going



Children playing in public space:
a decrease of 37%
in 11 years time.

Play index =
#children observed playing /
#children living in the neighbourhood



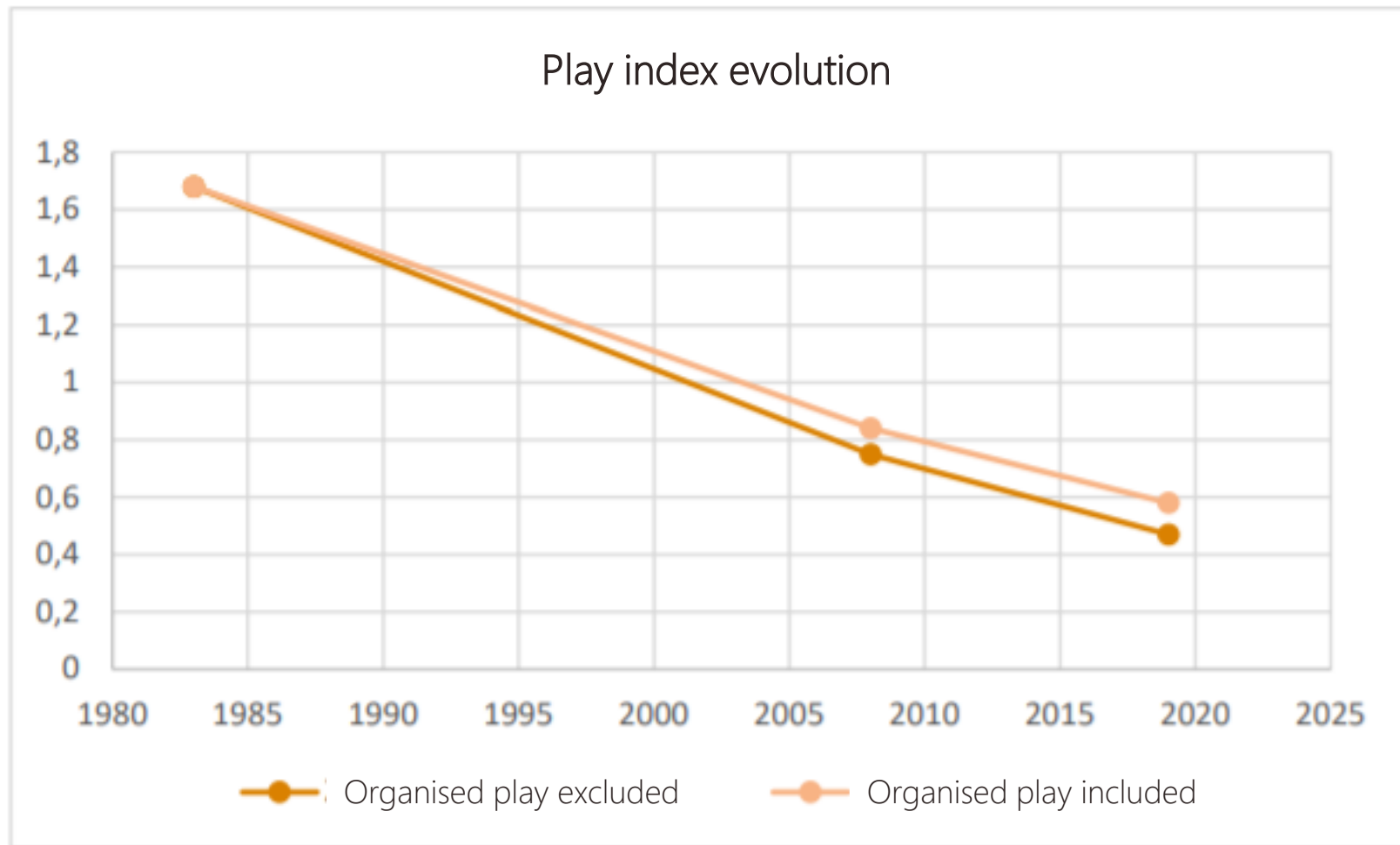
DECLINE IN OUTDOOR PLAY

Children playing in public space:
a decrease of 37%
in 11 years time.

	Organised play excluded	Organised play included
2008	0,75	0,09
2019	0,47	0,11



A CONTINUING DECLINE



NEIGHBOURHOODS MATTER

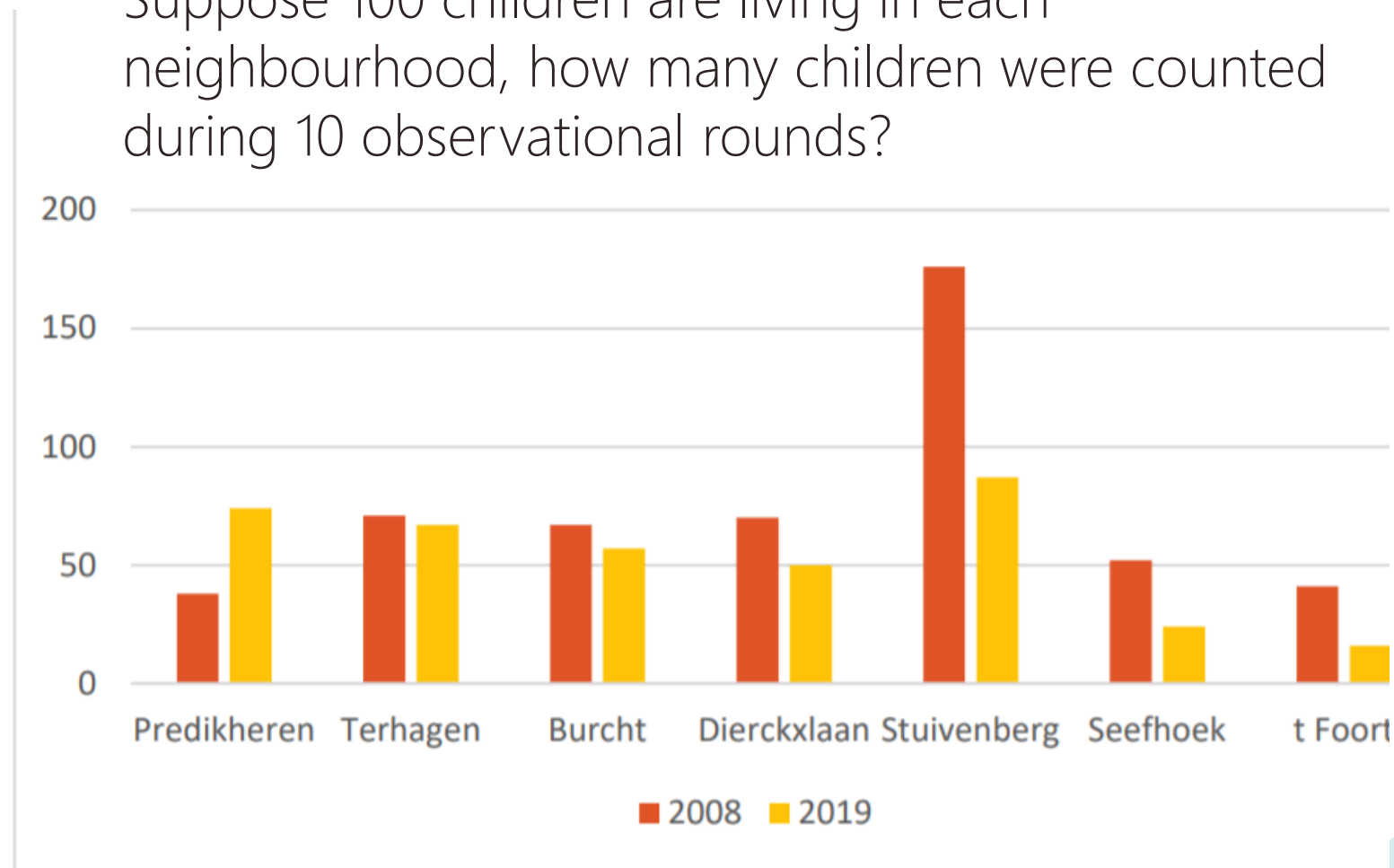


NEIGHBOURHOODS MATTER



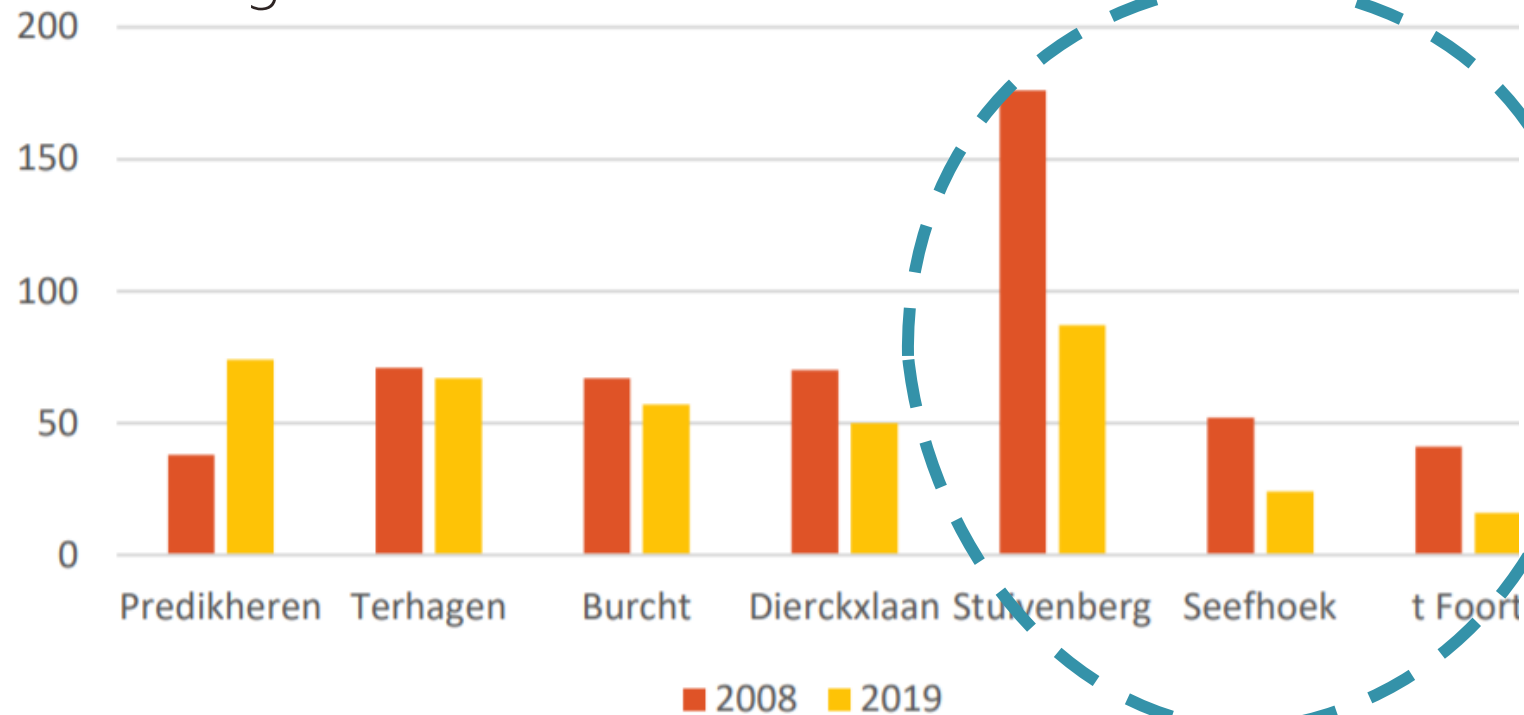
NEIGHBOURHOODS MATTER

Suppose 100 children are living in each neighbourhood, how many children were counted during 10 observational rounds?



URBAN NEIGHBOURHOODS ARE OFF WORSE

Suppose 100 children are living in each neighbourhood, how many children were counted during 10 observational rounds?





GENDER OUT OF BALANCE

2008



GENDER OUT OF BALANCE

In 2008 we counted
45 **girls** among 100
children playing
outdoors.



2019



GENDER OUT OF BALANCE

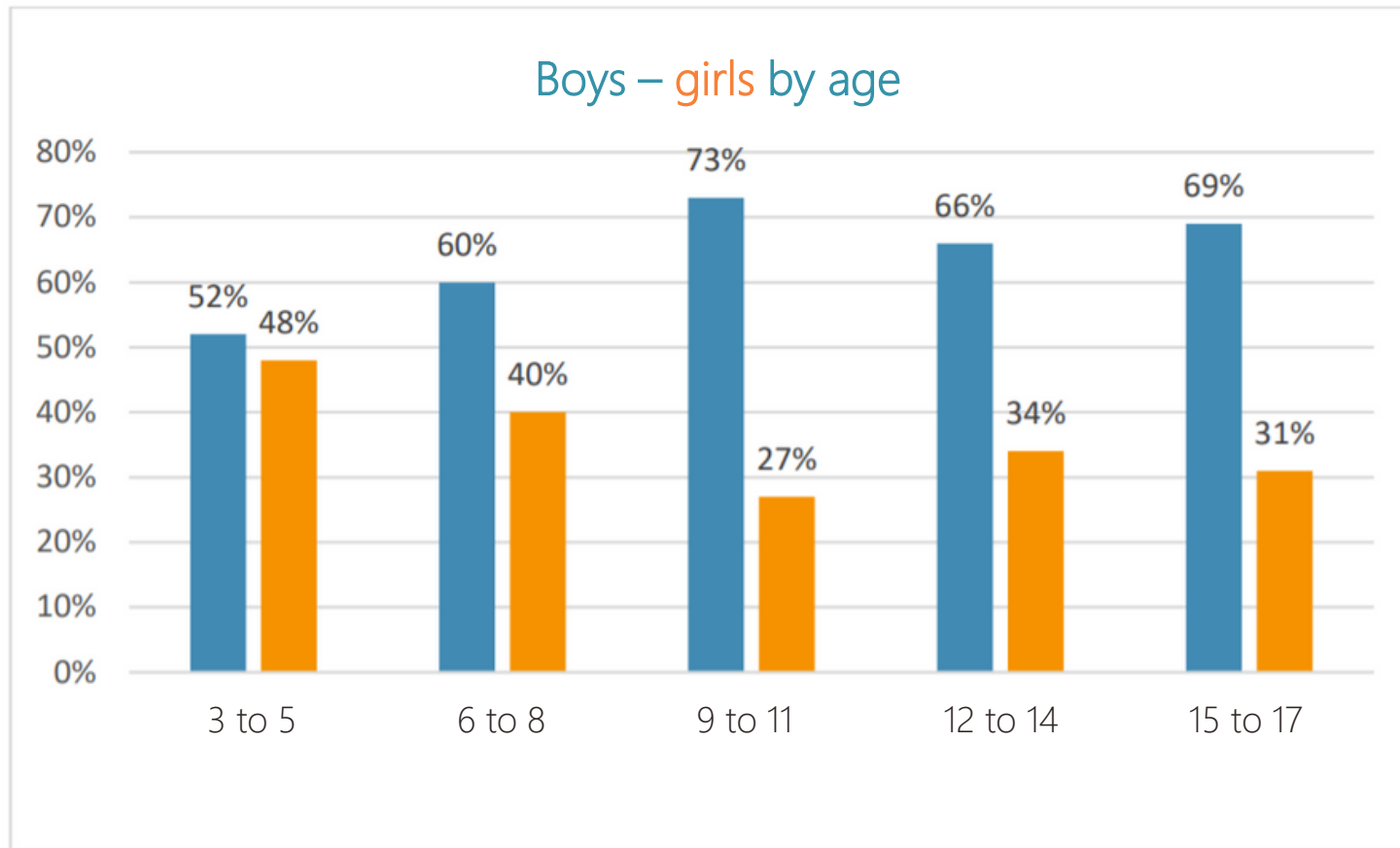
In 2019 we counted
only 37 **girls** among 100
children playing
outdoors.



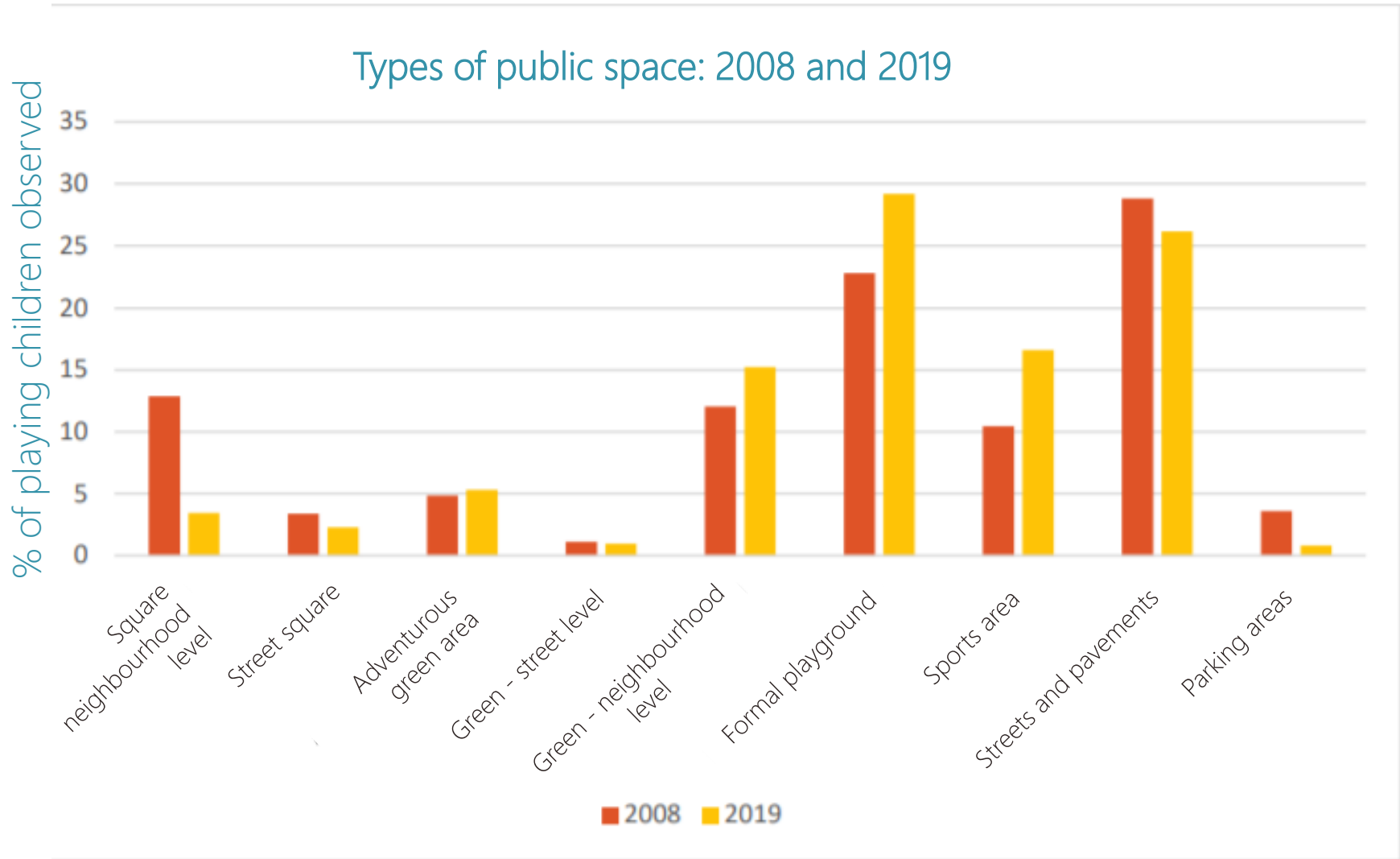
IN SPORTS AREAS



GENDER & AGE!



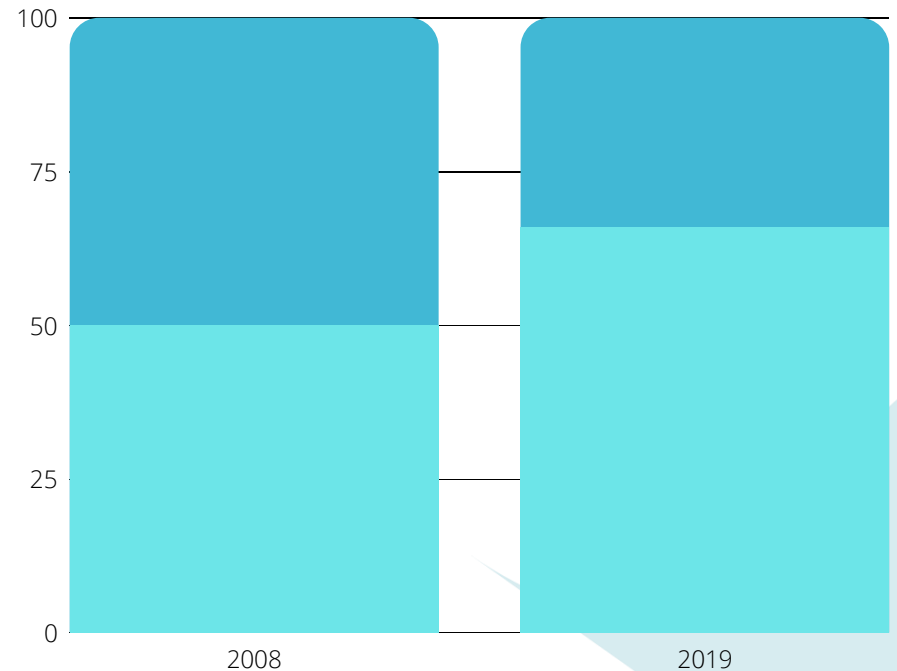
WHICH PLAY AREAS?



RECREATIONAL SPACES!

There is a clear shift to spaces which are *meant* for recreation: playground, sports zones, bigger green spaces.

There, we now find 2 children out of 3.



BUT STREET PLAY STILL MATTERS

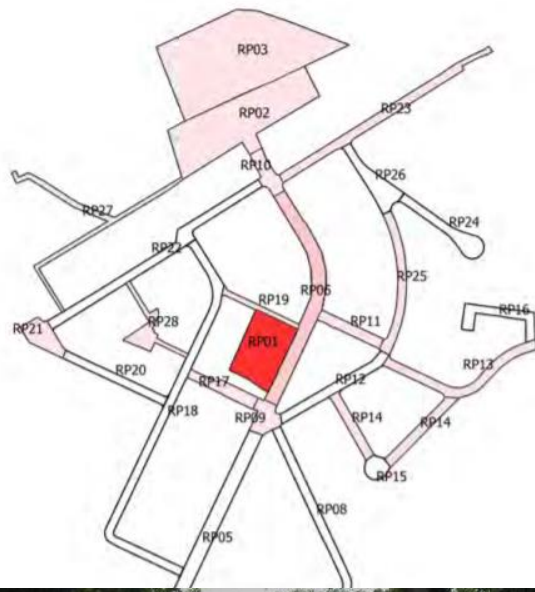
To all ages, the street remains an important zone for play.
More unsupervised play 'on the street' / in front of the front door.



NEIGHBOURHOODS MATTER

Play opportunities are fundamentally different
from one neighbourhood to another.





NEIGHBOURHOODS MATTER



Bigger and centrally located play areas work well.

Facilities and equipment provide guidance.



Different kinds of spaces cater for different kinds of children.

Major role of social climate.



kind & samenleving www.k-s.be Johan Meire jmeire@k-s.be



Vlaanderen
verbeelding werkt